

# ABC Divider Bars

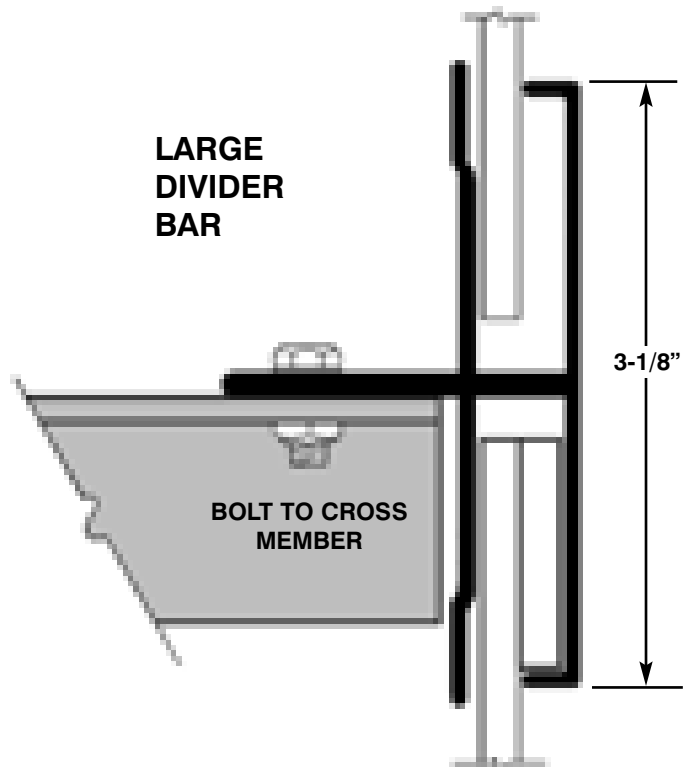
ABC's "Easy Sheet" series on building extruded aluminum sign frames - 1/01

# 14

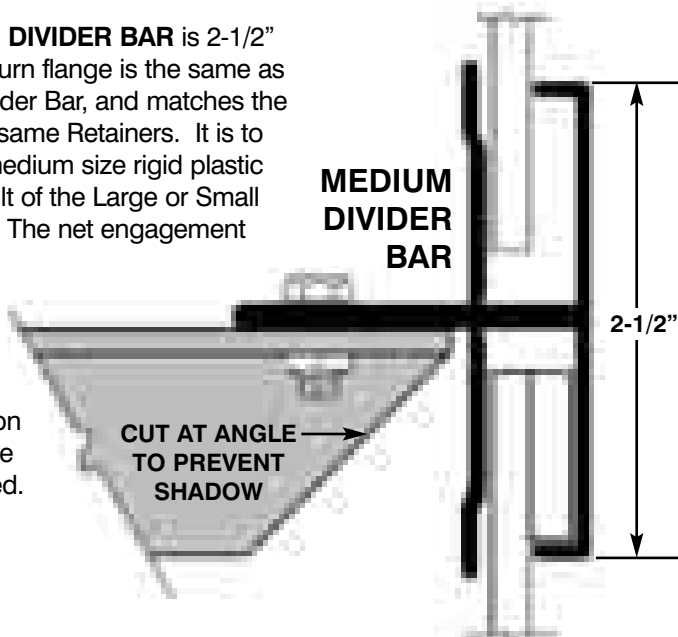
When a sign design lends itself to a modular division of the face panels, or requires an economical way to increase the amount of wind load rigid faces can handle, the best parts to use are ABC's DIVIDER BARS of appropriate size, chosen to fit the corresponding ABC Frame for which they fit. ABC provides the choice of five Divider Bars:

The **LARGE DIVIDER BAR** is for large signs with rigid plastic faces, built of the Large or Small A/Flexframe, such as illustration A.

It is 3-1/8" wide, with a .375" deep face return flange which matches the return on the 2-1/2" Beveled or Flat Retainers. The return flange provides a hanger bar to support the lower divided face panel. The net face engagement is 1-1/2", less the allowance for expansion and contraction.



The **MEDIUM DIVIDER BAR** is 2-1/2" wide. The return flange is the same as the Large Divider Bar, and matches the return on the same Retainers. It is to be used for medium size rigid plastic face signs built of the Large or Small A/ Flexframe. The net engagement of the plastic faces is 1.166", from which expansion and contraction allowances are to be deducted.



Please contact ABC if you have any questions:  
2028 SE Frontage Road, Fort Collins, Colorado 80525  
Toll-Free: 800-248-9889 Fax: 970-482-4019 Email: [abcsigns@abcsignproducts.com](mailto:abcsigns@abcsignproducts.com)

The parts described on this page are covered by one or more of the following patents:  
U.S. 4,007,552 4,265,039  
CANADIAN 1,021,565 1,149,159 1,170,048 1,170,049 1,170,050




# ABC Divider Bars (cont.)

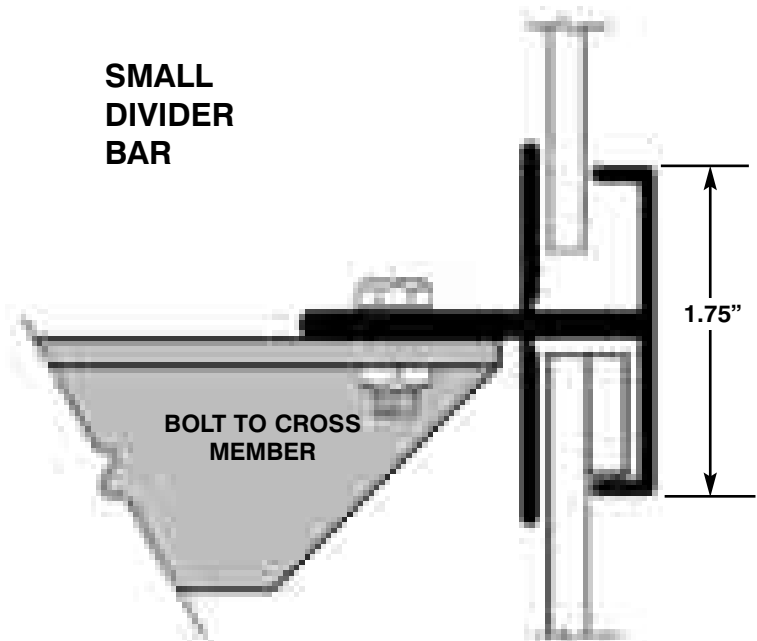
ABC's "Easy Sheet" series on building extruded aluminum sign frames - 1/01

The **SMALL DIVIDER BAR** is 1-3/4" wide, with a .312" face return flange, which matches the return on the Type II Beveled Retainer or the E-Z Retainer. It's depth provides approximately 7/8" net face engagement, less the allowance for expansion and contraction.

It is ideal for building signs with several of ABC's Conventional Frames requiring a number of small panels, such as illustration **B**.



## SMALL DIVIDER BAR

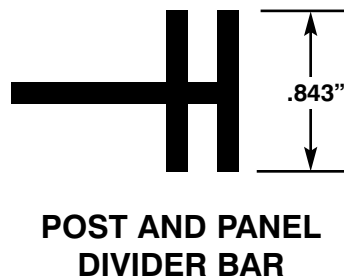


The **CONVENTIONAL DIVIDER BAR** is 1-1/2" wide, with no face return flanges. It is designed to use with a number of ABC's Conventional Frames which uses a flat retainer with no return flange.

All four of the Divider Bars have a substantial flange for bolting the Divider Bar to aluminum angles welded or pop riveted across the inside width of the frame to which they are attached. The Divider Bar must be notched to fit tight to the Retainer and mount onto the aluminum angle.

For larger signs, angle cross-members are recommended to connect the Dividers on opposite faces to each other, or to internal struts, to further withstand heavy wind-loads. Bolted connections make the Divider Bars removable.

The **POST AND PANEL DIVIDER BAR** is designed to accept any 1/8" face material. It is .843" wide on the face. The retention depth is 3/8", less any allowance for expansion and contraction. It is used with the Post and Panel system where small face panels must be made removable or changeable.



## CONVENTIONAL DIVIDER BAR

