

ABC Sign Products, Inc. Sign Frames



ABC's sign frame systems provide a standard "modular component" approach to sign construction. They reduce the overall amount of detailed prints and structural engineering required, minimize waste, and reduce inventory.

ABC Sign Products, Inc. provides engineered sign frames designed to help you build signs that handle any wind load, at any size, shape, or type of face. They can be built to U.L. specifications faster and easier than any other method. ABC has been the leading choice of full-service electrical sign companies for over thirty-five years and today has over 25 different frame styles to choose from.


Strength. Versatility. Retention. Serviceability.

**Regional Shipping
Locations to
Save You Money**

**(800) 248-9889
www.abcsignproducts.com**

**ABC[®]
Sign Products**

ABC Frame System Descriptions




Access Frames

Large A/Flexframe - use for double face applications.

Small A/Flexframe - use for single face applications, or use in tandem on very large or very deep double face signs.

Large and Small A/Bleedframe - maximizes backlit face area.

ABC's Large A/Flexframe is the industry's largest one-piece frame system. It features a unique outer "C" cover that allows for fast electrical service without touching either a rigid or flexible face.



Hinge Frames

Double Hinge Frame - use for double face applications.

Single Hinge Frame - use for single face applications.

Zero Clearance Hinge Frame - use when cabinets are recessed into a wall or abutting other signs, and with outer security faces.

ABC's Hinge Frames are self hinging. Lighter than Access frames, they are economical for medium sized signs. With hinging security faces, they are perfect for reader board applications.



Conventional Frames

12" Wide Conventional Frame - finishes almost 13" deep.


Type I - finishes 10" deep, **Type II** - finishes 8" deep

Type III - finishes 6" deep, **Type IV** - finishes 5" deep

EZ Frame - finishes 5.75" deep.

Thrif-T Frame - finishes 6" or 8" deep.

ABC's Conventional Frames are perfect for medium to small signs. Use for wall or pole mounts, and for non-illuminated directional signs. Service by sliding the face. The EZ Frame features smooth radius retainers, and the Thrif-T Frame is offered as a pre-finished frame in black or bronze.



Retro Frames


Retro Frame - self supporting outer frame.

Bleed Frame - to maximize backlit face area.

Retro Saddle - for existing signs with proper frame structure.

F Saddle - for smaller applications.

ABC's Retro frames allow flexible faces to be mounted to existing rigid face cabinets. The Retro Frame is popular since it provides the structure necessary for tensioning large faces.



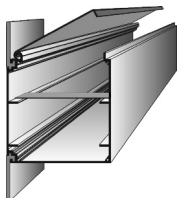
Wide Fab Frames

Wide Fab Frame - for flexible face signs of unlimited depth.

Wide Fab Bleed Frame - to maximize backlit face area.

Type I & II Wide Fab Frames - for rigid face signs of unlimited depth.

ABC's Wide Fab frames are designed to help you make signs of any depth. They are used as outer frames with low cost support brackets and filler sheet metal.



Raceways

Channel Letter Raceway - use with neon illuminated letters.

LED Channel Letter Raceway - use with LED illuminated letters.

Neon Border Raceway - used for running lengths of neon in a protective raceway with a clear, polycarbonate lens cover.

ABC makes raceways for many applications. For channel letters ABC provides raceways specifically for use with both neon and LED transformers. ABC also has the solution for running long neon borders.



Post & Panel, Architectural, and Accessories

ABC Post & Panel System - for directional sign systems.

ABC Architectural Frames - four pleasing outer frame designs.

Accessories - ABC has a complete line of accessories for sign cabinets including radius corners, strut brackets and much more.

Contact ABC's sales experts to help you specify the right frame system. ABC has stock length shipping locations throughout the US, and has wholesale manufacturing facilities in Colorado and Florida.

ABC is a proud member and supporter of WSA, ISA, USSC, many state sign associations and other trade organizations.

**Regional Shipping
Locations to
Save You Money**

(800) 248-9889
www.abcsignproducts.com

